

# VX<sup>TM</sup> SERIES

VX 110  
VX 150  
VX 199



# HEAT

HIGH EFFICIENCY  
CONDENSING BOILERS



# IBC Control at your fingertips

All VX™ Boilers use our V-10 Touch Screen boiler control which features the latest in advance control technology and software.

Easy to setup and monitor. Features include: Express Setup, Diagnostics & Intuitive Alert System with plain English Warnings & Error Messages, no boiler has ever been easier to use!



## Interior

- A) Intake Duct
- B) Exhaust Duct
- C) Heat Exchanger
- D) Ignition Module
- E) Fan
- F) Terminal Block Cover
- G) Gas Valve
- H) Gas Line
- I) Supply Water Pipe
- J) Ignitor
- K) V-10 Touch Screen
- L) Low Water Cutoff

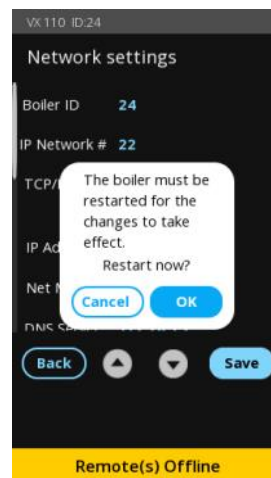
## Easy to use boiler control



Home Screen



Load Settings



Network Settings



Error Screen



A Unique Balance of  
**Performance, Efficiency and Value**

### NEW V-10 CONTROL INTERFACE

- Express setup - program your boiler in seconds
- Remote monitoring & diagnostics
- Easy USB programmability
- Instant visibility - Intuitive alert system with detailed error messages
- Visible flame current data for troubleshooting
- Simplified load combining
- Cascade up to 4 units

### MAXIMUM PERFORMANCE

- 95% A.F.U.E. Reduce operating costs and heat your home faster
- State-of-the-art, fully automated, ASME, 439 grade, SS firetube heat exchanger
- 100% factory tested
- Turndown ratio 6.5:1 means you have the power to heat your home during the coldest weather, yet reduce short cycling when the weather is mild
- North American built. All VX models are designed, engineered and assembled in British Columbia



### MORE BUILT-IN FEATURES

- Built-in 4 zone pump or valve control
  - In addition to the primary control – 5 pumps
  - Replaces the need for external zone control
- **MFZ Technology:** Patented moisture management system. Protects and ensures long life for all boiler components
- Reverse flow detection
- Built-in outdoor reset control of water temperature.
- Built-in CSA/UL approved low water cut-off and manual reset high limit
- Unmatched safety features
- Connect your IBC Indirect Water Heater to the VX™ for all your home heating needs

### EASY TO INSTALL AND SERVICE

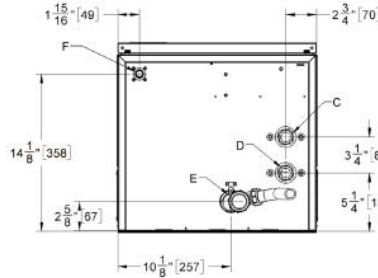
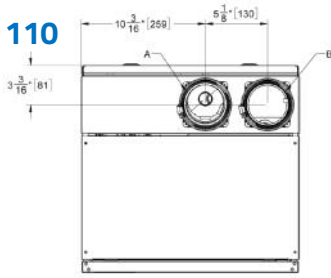
- Universal parts. With only one fan and one controller servicing all models just got a lot easier
- PVC/CPVC/PPs approved
- Longest combined vent lengths – Up to 200 ft with 2" and 480 ft 3"
- Fuel conversion kits included in all models
- Easy to inspect Heat exchanger featuring a condensate draining system that cleans as it heats



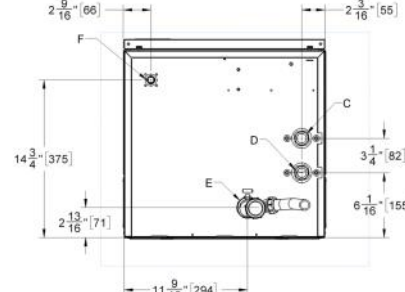
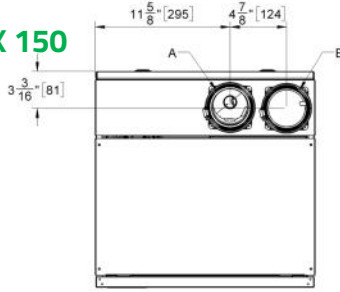
# VX SERIES

## Dimensions

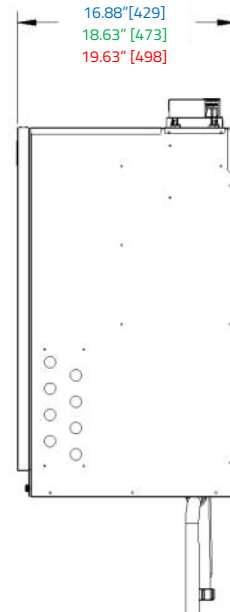
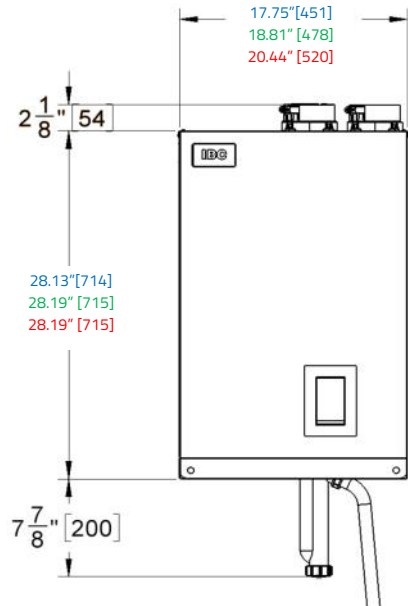
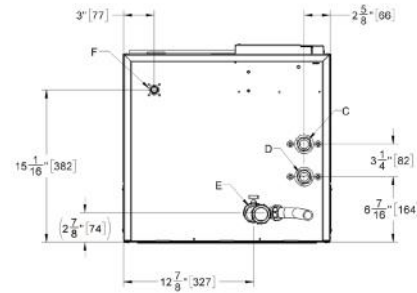
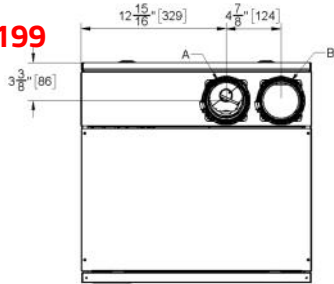
### VX 110



### VX 150



### VX 199



## PIPING CONNECTIONS

DESCRIPTION	VX 110	VX 150	VX 199
<b>A</b> Flue Outlet	3" Schedule 40 or 3" PPs (80mm) 35.33 (897) 2 (50)		
<b>B</b> Combustion Air Inlet	3" Schedule 40 or 3" PPs (80mm) 35.33 (897) 2 (50)		
<b>C</b> Return Water Outlet (tepid water)		1" NPT-M	
<b>D</b> Supply Water Inlet (hot water)		1" NPT-M	
<b>E</b> Condensate Outlet		3/4" Hose	
<b>F</b> Gas Inlet		1/2" NPT-F	

## CLEARANCE FROM BOILER CABINET

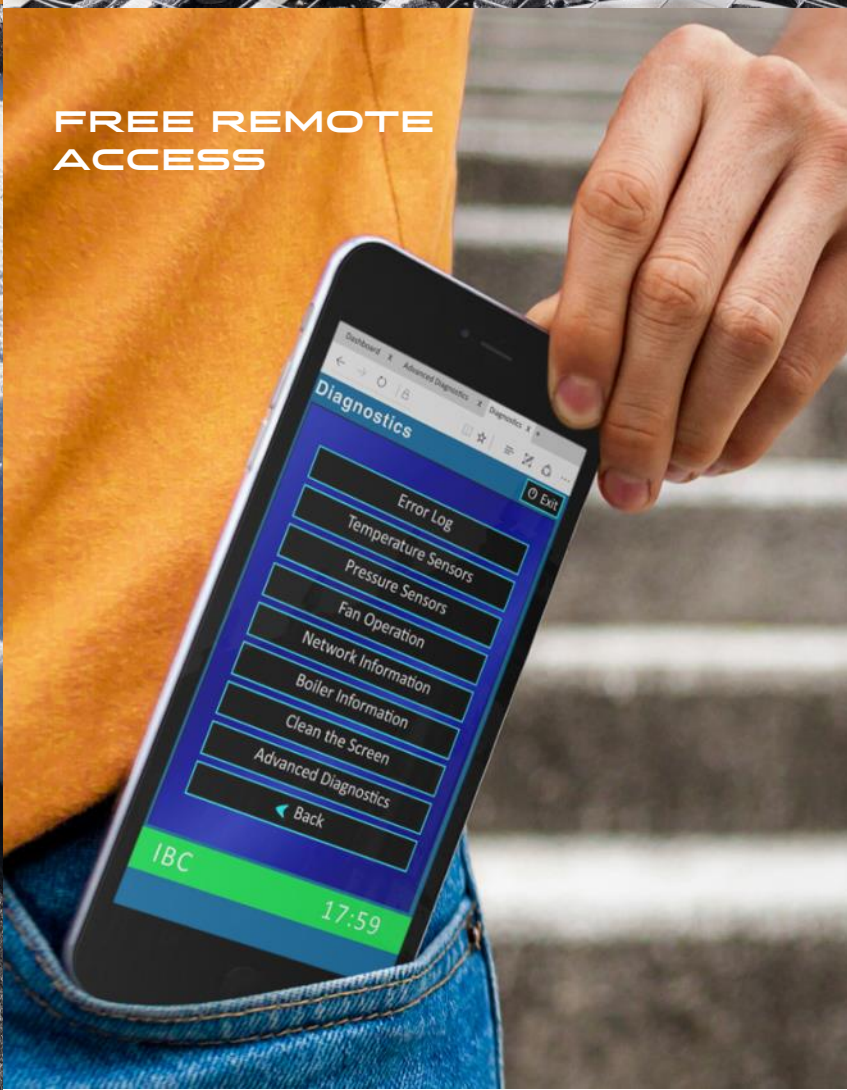
Surface	Minimum Distance from combustibles surfaces	Recommended distance for installation and service
Front	2"	24"
Rear flue connection	0"	0"
Left side	0"	4" (allow access to water connections)
Right side	1"	4" (allow access to water connections)
Top	2"	6" (for vent connection)
Bottom	0" (clearance for pipes)	12" (for condensate trap and piping)

## VENTING MAXIMUM EQUIVALENT LENGTH

Sched.40; Rigid PPs	VX 110	VX 150	VX 199
2"	100'	50'	Not allowed
3"	240'	170'	150'
90° Vent elbow	allow 8' equivalent	allow 8' equivalent	allow 8' equivalent
90° Long sweep elbow	allow 5' equivalent	allow 5' equivalent	allow 5' equivalent
45° Elbow	allow 3' equivalent	allow 3' equivalent	allow 3' equivalent
<b>PPs 87-90° Elbows</b>	use 8' equivalent	use 8' equivalent	use 8' equivalent
2" SS Sidewall Terminal	No additional allowance	Not allowed	Not allowed
3" SS Sidewall Terminal - exhaust vent	allow 20' equiv. of 3" sched. 40	Not allowed	Not allowed
3" SS Sidewall Terminal - air intake	No additional allowances		
<b>Flexible PPs</b>			
3" Flexible	45' (max.) lineal x 1.2 = equiv.	30' (max.) lineal x 3.33 = equiv.	







**FREE REMOTE  
ACCESS**



# VX SERIES

## Accessories



Floor Stand  
P-267



Res. Parts Kit (VX+SL)  
P-429




Condensate Tank  
180-048



SPECIFICATIONS	VX 110	VX 150	VX 199
CSA Input (Natural Gas or Propane) - MBH	16.9 - 110	23 - 150	30.6 - 199
CSA Input (Natural Gas or Propane) - kW	5 - 32.2	6.7 - 44	8.8 - 58.3
CSA Output (Natural Gas or Propane) - MBH	16.2 - 101.5	22 - 138.5	29.2 - 183.7
CSA Output (Natural Gas or Propane) - kW	4.74 - 29.8	6.5 - 40.6	8.6 - 53.8
AFUE (Certification Pending)	95%	95%	95%
Min Gas Supply Pressure (Nat. Gas or Propane) - inch w.c.	4	4	4
Max Gas Supply Pressure (Nat. Gas or Propane) - inch w.c.	14	14	14
Ambient Temperature - Low (F/C)	32° / 0°	32° / 0°	32° / 0°
Ambient Temperature - High (F/C)	122° / 50°	122° / 50°	122° / 50°
Max relative humidity (non-condensing)	90%	90%	90%
Min water Temperature (F/C)	34° / 1°	34° / 1°	34° / 1°
Max water Temperature - (electronic high limit) (F/C)	190° / 88°	190° / 88°	190° / 88°
Max. ΔT - supply/return (electronic fence) (F/C)	40° / 22.2°	40° / 22.2°	40° / 22.2°
Max. Water Temperature Lockout Limit (F/C)	201° / 94°	201° / 94°	201° / 94°
Power (120Vac/60Hz) @ full fire - watts (without pumps)	90	79	90
Weight (empty) - lbs/Kg	67 / 30.4	78 / 35.4	88 / 39.9
Pressure Vessel water content - USG/Liters	1.88 / 7.12	2.7 / 10.56	3.51 / 13.29
Max boiler flow rate - USgpm	14	19	25
Min boiler flow rate - USgpm	2	3	4
Max Operating Water Pressure - psig *	50	50	50
Min Operating Water Pressure - psig	8	8	8
Relief valve pressure - psig	30	30	30
Approved installation altitude (Ft)	0 - 12,000	0 - 12,000	0 - 12,000
Max equivalent vent length (each side) 2"	100'	50'	N/A
Max equivalent vent length (each side) 3"	240'	170'	100'



We are committed to delivering a *GREATER DEGREE OF GOOD* across the globe - through our intelligent products, responsible processes and inspired people.



sales@ibcboiler.com • www.ibcboiler.com

**Toll Free: 1-844-HEAT IBC / 1-844-432-8422**

All information contained in this brochure is subject to change without notice. Due to clerical error, regulation change or product development please confirm all information with IBC.

900-328 (R3)

# IBC®